

# **European Metrology Programme for Innovation and Research Decision (EU) 2021/2084 FINANCIAL FRAMEWORK PARTNERSHIP AGREEMENT**

## **2021/METROLOGY/01**

**European Partnership on Metrology ANNUAL REPORT  
2022 – Part F  
Period: 1 January 2022 – 31 December 2022**

**Author: Dagmar Auerbach (EURAMET Programme  
Manager)  
Commission Project Officer: Mans Lindberg**

## TABLE OF CONTENTS

### **1 REPORTING OF THE COFOUNDING COST RELATED TO THE DESCRIBED ACTIVITIES OF PART E OF THE ANNUAL REPORT..... 3**

1.1	Definition of the National cofounding costs of the programme .....	3
1.2	Costs reported and its breakdown .....	4
1.3	Commitment breakdown by participating countries.....	5

### **TABLE OF FIGURES**

Figure 1	Status of Costs reported. ....	4
Figure 2	Commitment of participating countries. ....	5
Figure 3	Cofunding Reporting by country. ....	6
Figure 4	Cofunded costs by EMN. ....	6

### **TABLE OF TABLES**

Table 1	Cofunding costs by countries for 2022. ....	4
---------	---	---

# 1 Reporting of the cofunding cost related to the described activities of part E of the annual report

## 1.1 Definition of the National cofunding costs of the programme

This document provides information on completing the National Cofunding financial Report, which is a mandatory annual report to be submitted by EURAMET by the National Cofunding Coordinators of all countries contributing to the European Partnership on Metrology (Partnership). This Report provides information on reporting costs of the activities described in the technical report which had been submitted from EURAMET by end of February this year..

The Cofunding Financial Report is an electronic report detailing costs occurred based on activities performed by the NMIs and DIs of the reporting country as these costs counts towards national cofunding of the Partnership.

In the most general sense, activities whose costs count toward national cofunding of the Partnership are those performed by NMIs and DIs that are funded from national resources – i.e. governmental and other public funding agencies and which can be related to the subject areas of at least one EURAMET European Metrology Network (EMN) or Technical Committee (TC).

The costs incurred should be recorded and reported in accordance with European Partnership on Metrology Cofunding Reporting Strategy.

The resource categories are:

- Days
- Labour
- Travel & Subsistence
- Equipment (depreciation and loan fees only)
- Other Goods and Services
- Internally invoiced Goods and Services

This Report should not be seen as a fully comprehensive list of all NMI and DI costs that are funded from national resources but should generally provide a compendium of costs that is proportional to the size of the reporting country's national commitment to the Partnership and its reported costs of cofunding activities for the year.

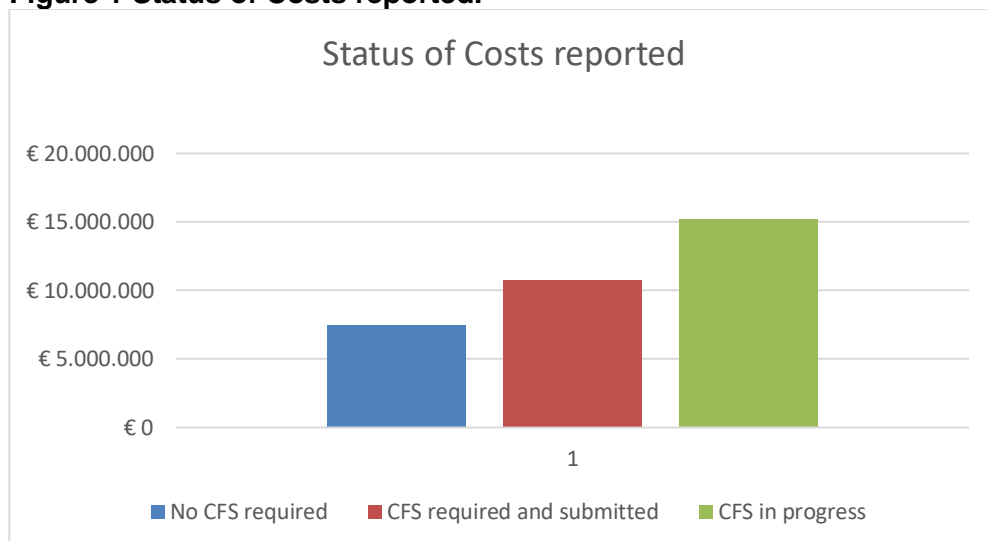
No costs funded within the Joint Research Projects and Joint Network Projects of the Partnership or EMPIR, other Horizon Europe projects, or by commercial clients are included in the report.

Each cost reported fall under one of the resource categories listed above and be credibly relatable to the activities of one EMN, or as a second option, a TC. Membership in an EMN is not a precondition for linking costs to it, provided that the cost and its activity is aligned with the scope of the EMN.

## 1.2 Costs reported and its breakdown

11 out of the 23 countries participating in the Partnership participated in this year's cofunding reporting completely, 6 have reported costs, but awaiting their CFS and 6 are yet to report.

**Figure 1 Status of Costs reported.**



**Table 1 Cofunding costs by countries for 2022.**

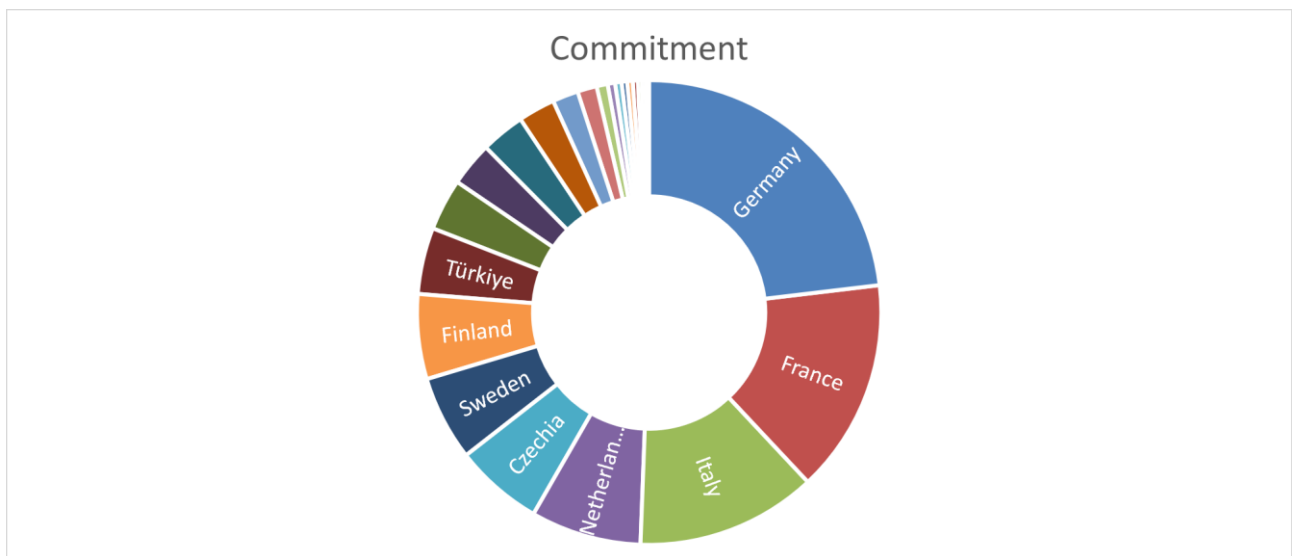
Country	Cofunding Target	Cofunding costs reported	% achieved	Draft reports - CFS in progress
Germany	€ 83.908.002	€ 0	0%	
France	€ 54.074.046	€ 0	0%	
Italy	€ 45.683.245	€ 7.060.520	15%	
Netherlands	€ 27.969.334	€ 0	0%	€ 3.816.089
Czechia	€ 22.375.467	€ 2.982.344	13%	
Finland	€ 21.443.156	€ 2.398.660	11%	
Sweden	€ 21.443.156	€ 0	0%	€ 3.158.739
Türkiye	€ 16.781.600	€ 1.326.312	8%	
Denmark	€ 13.052.356	€ 0	0%	€ 2.272.514
Spain	€ 11.187.734	€ 1.415.514	13%	€ 872.781
Slovenia	€ 11.117.810	€ 1.170.491	11%	€ 556.376
Norway	€ 9.323.111	€ 0	0%	
Portugal	€ 6.526.178	€ 411.098	6%	
Poland	€ 4.894.633	€ 0	0%	
Slovakia	€ 2.796.933	€ 0	0%	
Belgium	€ 1.864.622	€ 0	0%	
Estonia	€ 1.640.868	€ 345.911	21%	
Hungary	€ 1.398.467	€ 336.981	24%	
Lithuania	€ 1.398.467	€ 191.950	14%	
Ireland	€ 1.277.266	€ 396.236	31%	
Bosnia and Herzegovina	€ 1.025.542	€ 83.808	8%	

Country	Cofunding Target	Cofunding costs reported	% achieved	Draft reports - CFS in progress
Croatia	€ 978.927	€ 170.447	17%	
Austria	€ 839.080	€ 0	0%	€ 4.569.834
<b>TOTAL</b>	<b>€ 363.000.000</b>	<b>€ 18.290.274</b>	<b>5%</b>	<b>€ 15.246.333</b>

### 1.3 Commitment breakdown by participating countries

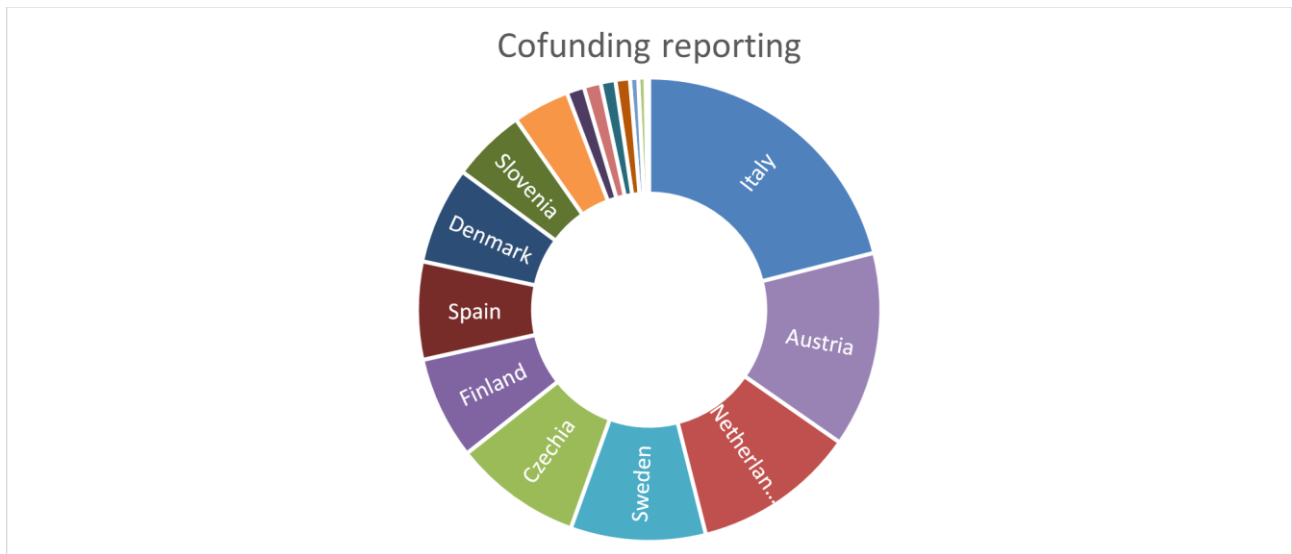
The Partnership have 23 participating countries as shown in Figure 2.

Figure 2 Commitment of participating countries.



As 2022 was the first full year of reporting, the distribution of cofunding costs among the participating countries is likely to change over the lifetime of the Partnership. For 2022, we received the following distribution of cofunding reporting:

Figure 3 Cofunding Reporting by country.



To show the costs related to the activity based by EMN, please have a look at the following chart. EURAMET has 11 European Metrology Networks

Figure 4 Cofunded costs by EMN.

